

PROPORTIONAL OUTPUT THUMBWHEEL

HTWF
HALL EFFECT
THUMBWHEEL

FRICION HOLD ACTUATION STYLE THUMBWHEEL



Knurled
Wheel Style
(with Wires)

Paddle
Wheel Style
(with Pins)

The HTWF Friction Hold Thumbwheel offers a maintained position, single axis thumbwheel actuator that provides a linear change in voltage output in either direction from center. Options include increasing or decreasing voltage output from the center position to the full travel position, and single or dual (redundant) outputs per axis. The HTWF Thumbwheel has a rocker style snap-in mounting feature to accommodate a 1.47" x 0.710" panel opening. The HTWF provides 250,000 cycle life, full forward/full backward, is sealed to IP68S and offers excellent EMI/RFI immunity and a flow through design. Ideal for heavy equipment, industrial machines or remote control applications.

Features:

- 250,000 cycle life, full forward/full backward with center detent
- Maintained control positioning, no return to center
- Hall effect contactless sensing technology
- Number of output options
- Choice of bezel & button colors
- Snaps into 1.47" x 0.710" panel opening
- Electronics sealed to IP68S
- Excellent EMI/RFI immunity
- RoHS/WEEE/Reach compliant

Standard Characteristics/Ratings:

MECHANICAL:

Mechanical Life: 250,000 full forward to full back with center detent

Initial Operating Force at Top of Roller: 2 oz min to 6 oz max @ 25°C

Max Allowable Radial Load: 30.0 lbs.

ELECTRICAL RATINGS: Rated at Vcc = 5V @ 25°C Load = 1mA (4.7KΩ)

| Electrical | Units | Min | Typ | Max |
|--------------------------------------------------------------------|--------------|-------|-----|-------|
| Supply Voltage | VDC | 4.5 | 5 | 5.5 |
| Output Voltage Tolerance at Center (see graph for output values) | VDC @ 5V Vcc | -0.15 | N/A | +0.15 |
| Output Voltage Tolerance Full Travel (see graph for output values) | VDC @ 5V Vcc | -0.25 | N/A | +0.25 |
| Supply Current Per Sensor | mA | N/A | N/A | 10 |

ELECTRONICS:

Seal Integrity: Electronics IP68S

ENVIRONMENTAL:

Operating Temp Range: -40°C to +85°C

Humidity: 96% RH, 70°C, 96 hours

Vibration: Per MIL-810F minimum integrity

Sand/Dust: Per SAE J1455

EMI: Withstand per MIL-STD-461D/SAE J1113-22

RFI: Withstand 100V/M 14Hz to 1GHz

MATERIALS:

Button: Thermoplastic

Bezel: Thermoplastic

Snap Arms: Stainless steel

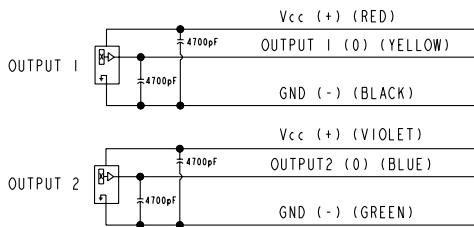
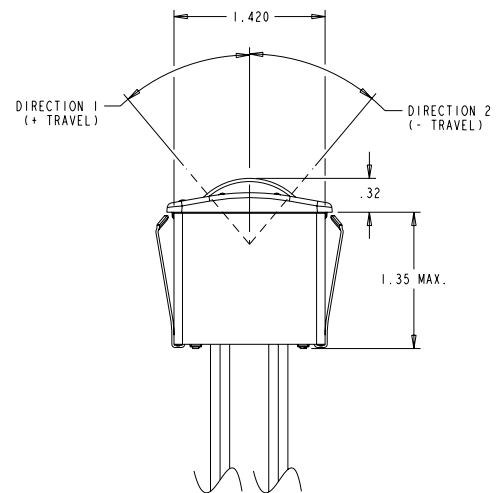
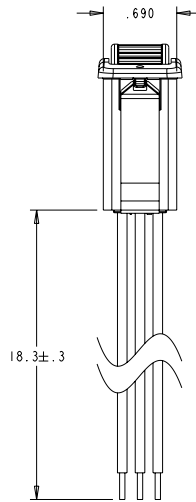
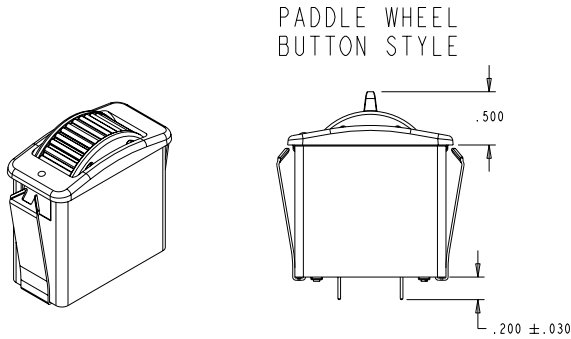
Wires: 18 AWG

HTWF PART NUMBER CODE

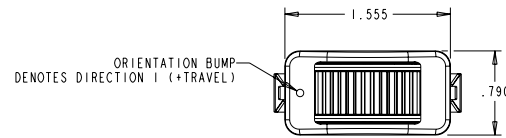
| HTWF | - | X | X | X | X | X | X | X | X |
|------------|------------------------------------------------------------------------------------------------------------------------------------------------------------------|----------------------------------------------------------------------------------------------------------------------|-----------------|-------------------------------------|------------------------------------------------------------------|---------------------------------------------------------------------------------------------------------|---------------------------------------------------------------------------------------------------------|---------------------------------------------------------------------------------------------------------------------------------------------------------------------------------------------------------------------------------------|---|
| Travel | Output 1 | Output 2 | Operating Force | Button Style | Termination | Bezel Color | Button Color | Detent (if required) | |
| 1. +/- 30° | A. 2.5 +/- 2.0VDC B. 2.5 +/- 2.0VDC C. 2.5 +/- 2.0VDC D. 2.5 +/- 1.5VDC E. 2.5 +/- 1.5VDC F. 2.5 +/- 1.5VDC G. 1.0 - 4.0VDC H. 0.5 - 4.5VDC | NONE 2.5 +/- 2.0VDC 2.5 +/- 2.0VDC NONE 2.5 +/- 1.5VDC 2.5 +/- 1.5VDC 1.0 - 4.0VDC 0.5 - 4.5VDC | 1. 4.0 oz. | 1. Knurled Wheel 2. Paddle Wheel | A. 18 AWG Wires, 18.3" Long, Stripped Ends B. 0.025" SQ. Pins | 1. Red 2. Black 3. Orange 4. Yellow 5. Green 6. Blue 7. Violet 8. Gray 9. White | 1. Red 2. Black 3. Orange 4. Yellow 5. Green 6. Blue 7. Violet 8. Gray 9. White | A. Detent 2 oz increase out of center in both directions* * Output options A-F do not have a tolerance on the center outputs unless a center detent is selected. Output options G and H are only available with center detent. | |

PROPORTIONAL OUTPUT THUMBWHEEL

FRICION HOLD ACTUATION STYLE THUMBWHEEL



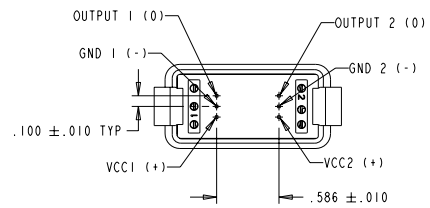
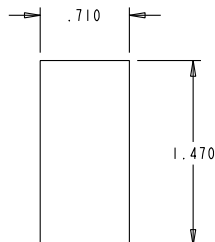
OUTPUT 2 IS NOT PRESENT IN ALL CONFIGURATIONS



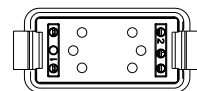
MOUNTING:

RECOMMENDED PANEL THICKNESS: 0.100 OPTIMUM THICKNESS
(0.050 MIN. - 0.120 MAX.)

RECOMMENDED PANEL OPENING: 0.710 X 1.470 OPTIMUM
(0.710/0.720 - 1.460/1.480)



**PINNED
TERMINATION**
NOT ALL PINS ARE PRESENT
IN ALL OUTPUT CONFIGURATIONS

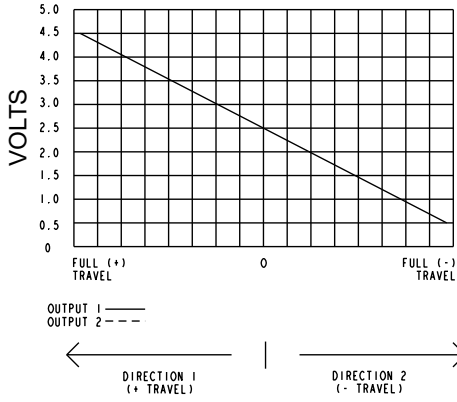


NOT ALL WIRES ARE PRESENT
IN ALL OUTPUT CONFIGURATIONS

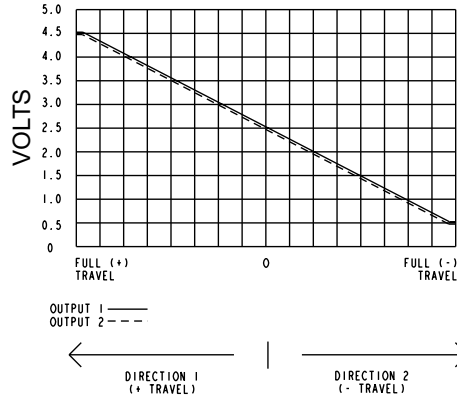
PROPORTIONAL OUTPUT THUMBWHEEL

FRICION HOLD ACTUATION STYLE THUMBWHEEL

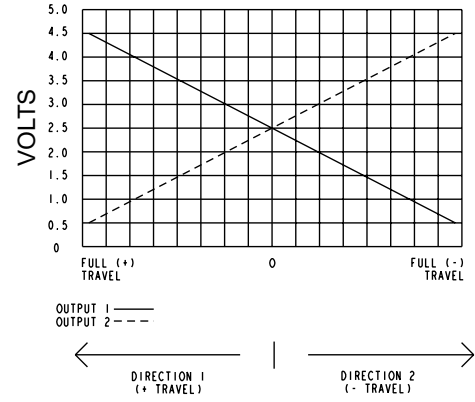
OPTION A



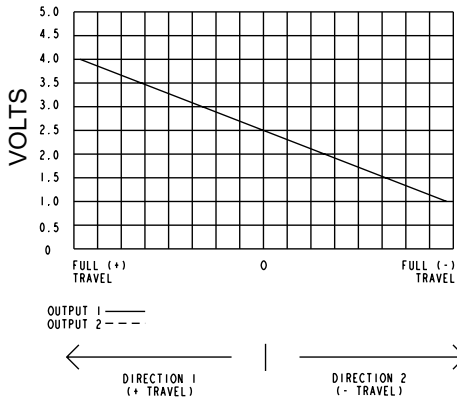
OPTION B



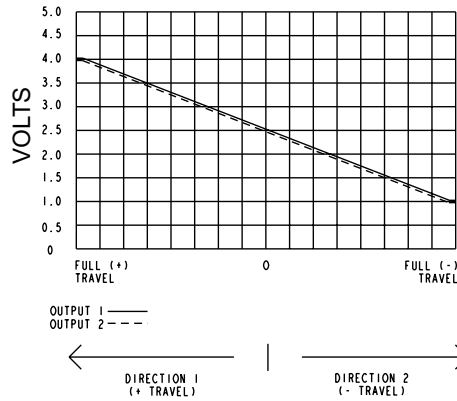
OPTION C



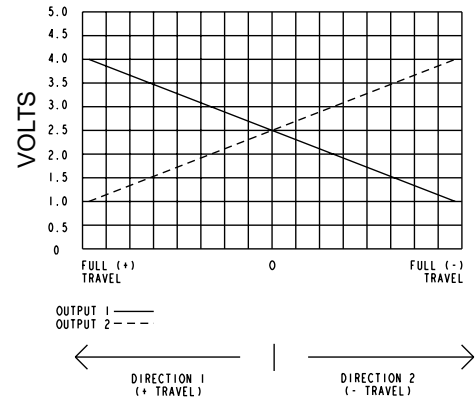
OPTION D



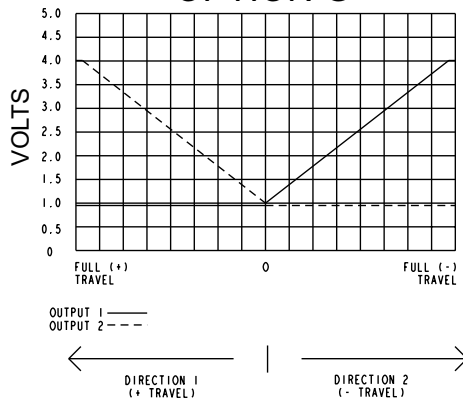
OPTION E



OPTION F



OPTION G



OPTION H

