

SHORTER BEHIND PANEL DEPTH



The HTWM offers the same performance as the standard HTW Proportional Thumbwheel but with a much shorter behind panel depth, ideal for use in grip, armrest and panel applications. Available with eight output options, the HTWM offers a spring-return-to-center, single axis thumbwheel actuator that provides linear change in voltage output in either direction from center. Options include increasing or decreasing voltage output from the center position to the full travel position, and single or dual (redundant) outputs per axis. The HTWM offers snap-in style mounting and a three million cycle rotational life. The HTWM electronics are sealed to IP68S and have excellent EMI/RFI immunity.

## Features:

- Shorter behind panel depth: 0.96" max.
- 8 output options
- Spring-return-to-center single axis actuator
- Rocker switch style mounting
- 3 million cycle rotational life
- Electronics sealed to IP68S
- Excellent EMI/RFI immunity
- RoHS/WEEE/Reach compliant

### Standard Characteristics/Ratings:

#### MECHANICAL:

**Mechanical Life:** 3,000,000 full forward to full back

**Max Allowable Radial Load:** 30.0 lbs.

**ELECTRICAL RATINGS:** Rated at Vcc = 5V @ 25°C Load = 1mA (4.7kΩ)

Electrical	Units	Min	Typ	Max
Supply Voltage	VDC	4.5	5	5.5
Output Voltage Tolerance at Center @ 5V Vcc	VDC	-0.25	N/A	+0.25
Output Voltage Tolerance at Full Travel @ 5V Vcc	VDC	-0.25	N/A	+0.25
Supply Current Per Sensor	mA	N/A	N/A	10

#### ELECTRONICS:

**Seal Integrity:** Electronics IP68S

#### ENVIRONMENTAL:

**Operating Temp Range:** -40°C to +85°C

**Humidity:** 96% RH, 70°C, 96 hours

**Vibration:** Per MIL-810F minimum integrity

**Sand/Dust:** Per SAE J1455

**EMI:** Withstand per MIL-STD-461D/SAE J1113-22

**RFI:** Withstand 100V/M 14Hz to 1GHz

#### MATERIALS:

**Button:** Thermoplastic

**Bezel:** Thermoplastic

**Wires:** 18 AWG

# MINI PROPORTIONAL OUTPUT THUMBWHEEL

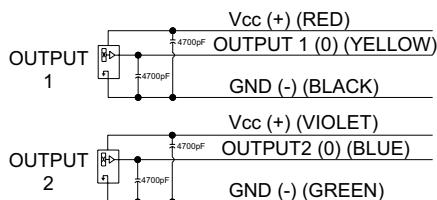
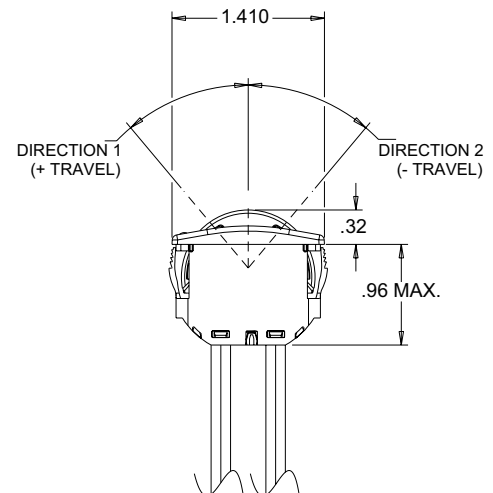
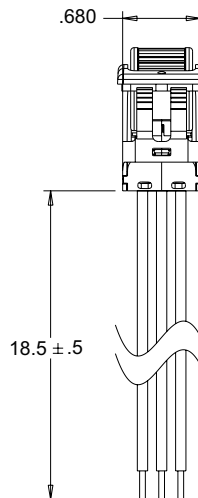

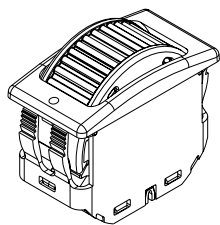
SHORTER BEHIND PANEL DEPTH

## HTWM PART NUMBER CODE

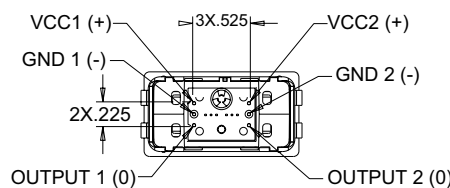
HTWM	-	X	X	X	X	X	X
<b>Travel</b>	<b>Output 1*</b>	<b>Output 2**</b>	<b>Operating Force</b>	<b>Button Style</b>	<b>Termination</b>	<b>Bezel Color</b>	<b>Button Color</b>
1. +/- 40°	A. 2.5 +/- 2.0VDC B. 2.5 +/- 2.0VDC C. 2.5 +/- 2.0VDC D. 2.5 +/- 1.5VDC E. 2.5 +/- 1.5VDC F. 2.5 +/- 1.5VDC G. 1.0 - 4.0VDC H. 0.5 - 4.5VDC	NONE 2.5 +/- 2.0VDC 2.5 +/- 2.0VDC NONE 2.5 +/- 1.5VDC 2.5 +/- 1.5VDC 1.0 - 4.0VDC 0.5 - 4.5VDC	1. 5.0 oz.	1. Knurled Wheel 2. Paddle Wheel	A. 18 AWG Wires, 18.3" Long, Stripped Ends B. 0.025" SQ. Pins	1. Red 2. Black 3. Orange 4. Yellow 5. Green 6. Blue 7. Violet 8. Gray 9. White	1. Red 2. Black 3. Orange 4. Yellow 5. Green 6. Blue 7. Violet 8. Gray 9. White

\* Outputs are from the center position to the full travel position in each direction. Options A-F provide increasing voltage in Direction 1 and decreasing voltage in Direction 2 from a single output. Options G and H provide increasing voltages in both directions from two separate outputs.

\*\* Options B and E provide redundant output 2 which duplicates output 1. Options C and F provide redundant output 2 which is inverse of output 1.

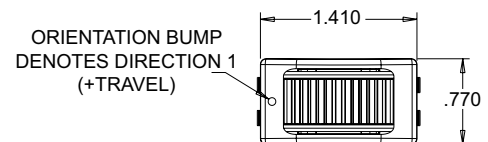


OUTPUT 2 IS NOT PRESENT  
IN ALL CONFIGURATIONS



**PINNED  
TERMINATION**  
NOT ALL PINS ARE PRESENT  
IN ALL OUTPUT CONFIGURATIONS

NOT ALL WIRES ARE PRESENT  
IN ALL OUTPUT CONFIGURATIONS

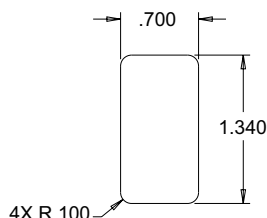


### MOUNTING:

RECOMMENDED PANEL THICKNESS: 0.150 OPTIMUM THICKNESS  
(0.040 MIN. - 0.200 MAX.)

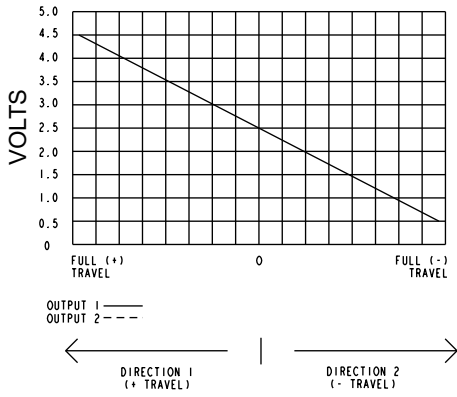
RECOMMENDED PANEL OPENING: 0.700 X 1.340 OPTIMUM  
(0.695/0.705 X 1.335/1.345)

RECOMMENDED PANEL RADII: 0.100 OPTIMUM  
(0.090 - 0.110 MAX.)

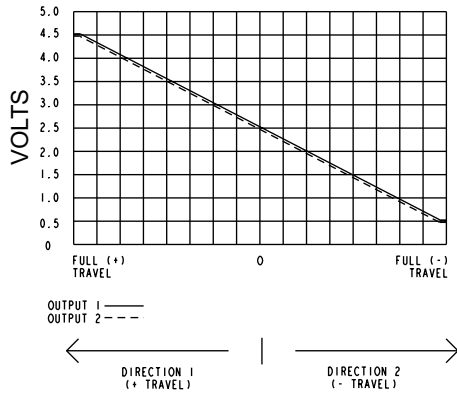


SHORTER BEHIND PANEL DEPTH

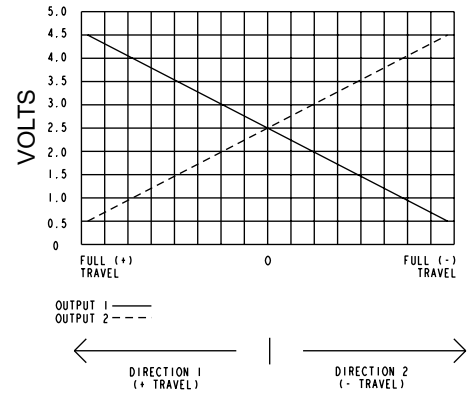
**OPTION A**



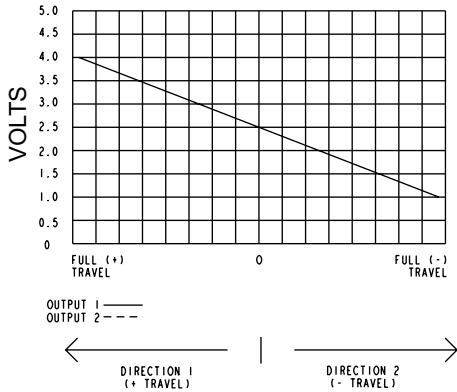
**OPTION B**



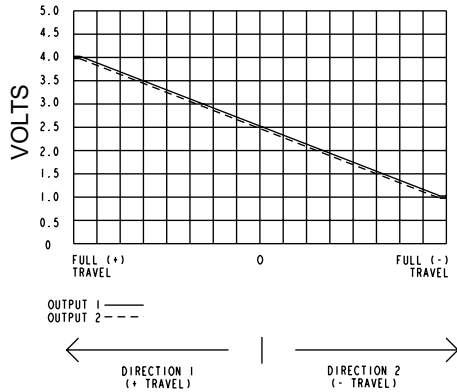
**OPTION C**



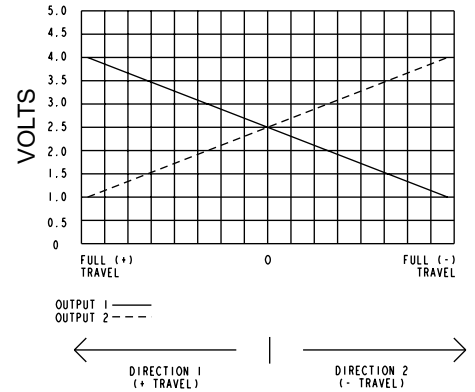
**OPTION D**



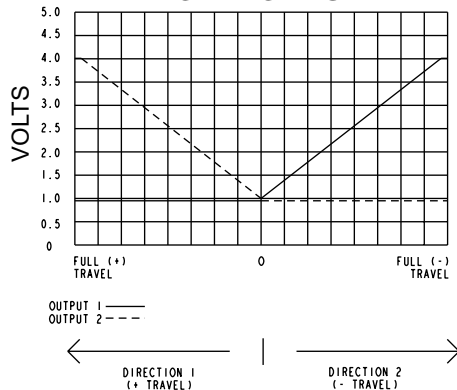
**OPTION E**



**OPTION F**



**OPTION G**



**OPTION H**

