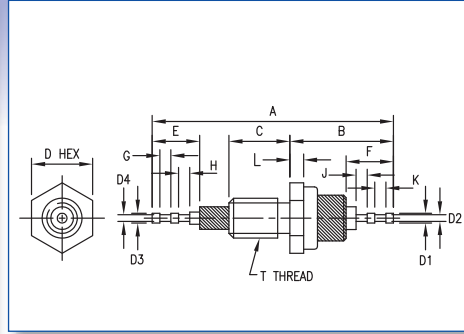


# SOLDER TERMINALS - CERAMIC INSULATED, FEEDTHROUGH, THREAD MOUNT



Dimensions in inches (mm)

How to order code

**570 - XXXX - 01 - XX - 00**

Basic Part No. Terminal Finish

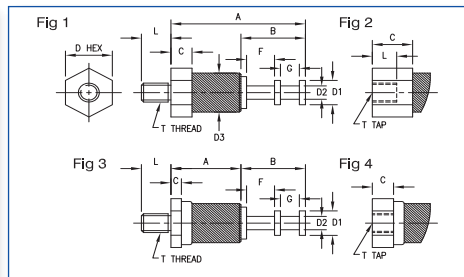
Material Code Table		
Component	Material	RoHS
Mounting Hex Nut	Brass	✓
Internal Tooth Lockwasher	Phosphor Bronze	✓
Insulator	Ceramic	✓
Mounting Stud	Brass	✓
Terminal	Brass	✓

Finish Code Table					
Dash No.	Terminal Finish	Mtg. Stud Finish	Mtg. Hex Nut Finish	Lock Washer Finish	RoHS
-01	Silver	Nickel	Nickel	Nickel	✓
-05	Electro-Solder	Nickel	Nickel	Nickel	X

Basic Part No.	A	B Max.	C	D	D1	D2	D3	D4	E	F
570-2012-01	1.307 (33.20)	.559 (14.20)	.375 (9.53)	.500 (12.70)	.080 (2.03)	.050 (1.27)	.080 (2.03)	.050 (1.27)	.285 (7.24)	.282 (7.16)
570-1990-01	.923 (23.44)	.383 (9.73)	.250 (6.35)	.375 (9.53)	.062 (1.57)	.043 (1.09)	.062 (1.57)	.043 (1.09)	.198 (5.03)	.184 (4.67)

Basic Part No.	G	H	J	K	L	T	IR (VRMS)
570-2012-01	.093 (2.36)	.105 (2.67)	.093 (2.36)	.093 (2.36)	.062 (1.57)	3/8-32	3000
570-1990-01	.046 (1.17)	.065 (1.65)	.054 (1.37)	.046 (1.17)	.050 (1.27)	1/4-28	2500

# SOLDER TERMINALS - PTFE INSULATED, STAND OFF, THREAD MOUNT



Dimensions in inches (mm)

How to order code

**570 - XXXX - XX - XX - 19**

Basic Part No. Insulator Colour Terminal Finish

Material Code Table		
Component	Material	RoHS
Insulator	PTFE	✓
Mounting Stud	Brass	✓
Terminal	Brass	✓

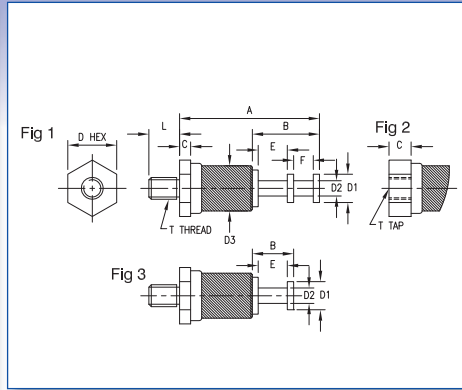
Finish Code Table			
Dash No.	Terminal Finish	Mtg. Stud Finish	RoHS
-01	Silver	Cadmium	X
-05	Electro-Solder	Cadmium	X
-21	Silver	Nickel	✓

Insulation Colour Code Table	
Dash No.	Colour
-19	White

Fig.	Basic Part No.	L	A	B	C	D	D1	D2	D3	F	G	T	IR (VRMS)
1	570-1503-01	.250 (6.35)	.500 (12.70)	.147 (3.73)	.128 (3.25)	.156 (3.96)	.066 (1.68)	.045 (1.14)	.125 (3.18)	.062 (1.57)	.031 (0.79)	4-40	3500
	570-1504-01	.250 (6.35)	.640 (16.26)	.304 (7.72)	.180 (4.57)	.250 (6.35)	.140 (3.56)	.069 (1.75)	.245 (6.22)	.129 (3.28)	.100 (2.54)	6-32	3300
2	570-1510-01	.100 (2.54)	.546 (13.87)	.147 (3.73)	.181 (4.60)	.156 (3.96)	.066 (1.68)	.045 (1.14)	.125 (3.18)	.062 (1.57)	.031 (0.79)	4-40	3500
	570-1511-01	.156 (3.96)	.718 (18.24)	.304 (7.72)	.258 (6.55)	.250 (6.35)	.140 (3.56)	.069 (1.75)	.245 (6.22)	.129 (3.28)	.100 (2.54)	6-32	3300
3	570-1945-01	.250 (6.35)	.334 (8.48)	.228 (5.79)	.062 (1.57)	.312 (7.92)	.093 (2.36)	.046 (1.17)	.250 (6.35)	.093 (2.36)	.063 (1.60)	6-32	5000
	-02	.375 (9.53)											
4	570-1947-01	.125 (3.18)	.401 (10.19)	.228 (5.79)	.125 (3.18)	.312 (7.92)	.093 (2.36)	.046 (1.17)	.250 (6.35)	.093 (2.36)	.063 (1.60)	4-40	5000
	-02											6-32	

# SOLDER TERMINALS - CERAMIC INSULATED, STAND OFF

Dimensions in inches (mm)



How to order code  
**570 - XXXX - XX - XX - 00**

Basic Part No. | Terminal Finish

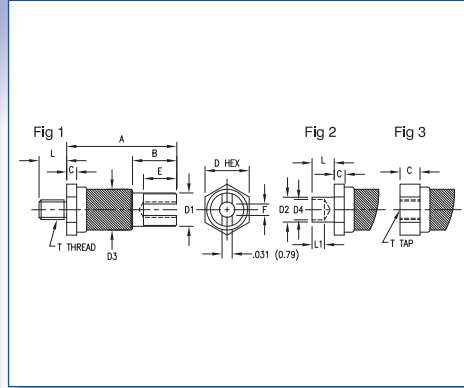
Material Code Table		
Component	Material	RoHS
Insulator	Ceramic	✓
Mounting Stud	Brass	✓
Terminal	Brass	✓

Finish Code Table			
Dash No.	Terminal Finish	Mtg. Stud Finish	RoHS
-01	Silver	Cadmium	X
-05	Electro-Solder		
-21	Silver	Nickel	✓

Fig.	Basic Part No.	L	A	B	C	D	D1	D2	D3	F	G	T	IR (VRMS)
1	570-2045 -01*	.250 (6.35)	.545 (13.84)	.219 (5.56)	.046 (1.17)	.250 (6.35)	.093 (2.36)	.046 (1.17)	.187 (4.75)	.093 (2.36)	.063 (1.60)	4-40	2500
	-02*	.375 (9.53)											
	570-1942 -01*	.250 (6.35)	.561 (14.25)	.219 (5.56)	.062 (1.57)	.312 (7.92)	.093 (2.36)	.046 (1.17)	.245 (6.22)	.093 (2.36)	.063 (1.60)	6-32	4000
	-02*	.375 (9.53)											
	570-1994 -01	.250 (6.35)	.706 (17.93)	.359 (9.12)	.062 (1.57)	.312 (7.92)	.142 (3.61)	.065 (1.65)	.245 (6.22)	.151 (3.84)	.099 (2.51)	6-32	4000
	-02	.375 (9.53)											
2	570-3650 -01	-	.608 (15.44)	.219 (5.56)	.125 (3.18)	.250 (6.35)	.093 (2.36)	.046 (1.17)	.187 (4.75)	.093 (2.36)	.063 (1.60)	4-40	2500
	-02											6-32	
	570-3648 -01	-	.608 (15.44)	.219 (5.56)	.125 (3.18)	.312 (7.92)	.093 (2.36)	.046 (1.17)	.245 (6.22)	.093 (2.36)	.063 (1.60)	4-40	4000
	-02											6-32	
3	570-1980 -01	.093 (2.36)	.383 (9.73)	.156 (3.96)	.040 (1.02)	.188 (4.78)	.094 (2.39)	.046 (1.17)	.142 (3.61)	.109 (2.77)	-	3-48	2500
	-02	.125 (3.18)											
	-03	.156 (3.96)											
	-04	.188 (4.78)											
	-05	.250 (6.35)											
	570-1983 -02	.125 (3.18)	.446 (11.33)	.156 (3.96)	.040 (1.02)	.188 (4.78)	.094 (2.39)	.046 (1.17)	.142 (3.61)	.109 (2.77)	-	3-48	4000
	-03	.156 (3.96)											
	-04	.188 (4.78)											
	570-1992 -02	.125 (3.18)	.508 (12.90)	.156 (3.96)	.040 (1.02)	.188 (4.78)	.094 (2.39)	.046 (1.17)	.142 (3.61)	.109 (2.77)	-	3-48	5000
	-03	.156 (3.96)											
-04	.188 (4.78)												
570-1995 -01	.250 (6.35)	.588 (14.94)	.235 (5.97)	.062 (1.57)	.312 (7.92)	.142 (3.61)	.065 (1.65)	.245 (6.22)	.157 (3.99)	-	6-32	4000	
-02	.375 (9.53)												

\*Supplied with unassembled nut & lock washer

# SOLDER TERMINALS - CERAMIC INSULATED, STAND OFF



Dimensions in inches (mm)  
See page 94 for recommended Anvil and Punch

How to order code

**570 - 2XXX - XX - XX - 00**

Basic Part No.

Terminal Finish

Material Code Table

Component	Material	RoHS
Insulator	Ceramic	✓
Mounting Stud	Brass	✓
Terminal	Brass	✓

Finish Code Table

Dash No.	Terminal Finish	Mtg. Stud Finish	RoHS
-01	Silver	Cadmium	X
-05	Electro-Solder		
-21	Silver	Nickel	✓

Fig.	Basic Part No.	L	Board Thickness	A	B	C	D	D1	D2	D3	D4	E	F	L1	T	IR (VRMS)
1	570-2430 -01	.250 (6.35)	-	.522 (13.26)	.192 (4.88)	.046 (1.17)	.250 (6.35)	.141 (3.58)	-	.187 (4.75)	-	.130 (3.30)	.046 (1.17)	-	4-40	2500
	-02	.375 (9.53)	-													
	570-2382 -01	.250 (6.35)	-	.561 (14.25)	.218 (5.54)	.062 (1.57)	.312 (7.92)	.156 (3.96)	-	.245 (6.22)	-	.156 (3.96)	.040 (1.02)	-	6-32	4000
	-02	.375 (9.53)	-													
2	570-2431 -01	.062 (1.57)	.031 (0.79)	.522 (13.26)	.192 (4.88)	.046 (1.17)	.250 (6.35)	.141 (3.58)	.141 (3.58)	.187 (4.75)	.116 (2.95)	.130 (3.30)	.046 (1.17)	.062 (1.57)	-	2500
	-02	.094 (2.39)	.062 (1.57)											.062 (1.57)		
	-03	.105 (2.67)	.078 (1.98)											.093 (2.36)		
	-04	.125 (3.18)	.094 (2.39)											.109 (2.77)		
	-05	.156 (3.96)	.125 (3.18)											.109 (2.77)		
	570-2383 -01	.062 (1.57)	.031 (0.79)	.561 (14.25)	.218 (5.54)	.062 (1.57)	.312 (7.92)	.156 (3.96)	.187 (4.75)	.245 (6.22)	.154 (3.91)	.156 (3.96)	.040 (1.02)	.062 (1.57)	-	4000
	-02	.094 (2.39)	.062 (1.57)											.062 (1.57)		
	-03	.105 (2.67)	.078 (1.98)											.093 (2.36)		
	-04	.125 (3.18)	.094 (2.39)											.109 (2.77)		
	-05	.156 (3.96)	.125 (3.18)											.109 (2.77)		
3	570-2432 -01	-	-	.601 (15.27)	.192 (4.88)	.125 (3.18)	.250 (6.35)	.141 (3.58)	-	.187 (4.75)	-	.130 (3.30)	.046 (1.17)	-	4-40	2500
	-02	-	-											-	6-32	
	570-2384 -01	-	-	.624 (15.85)	.218 (5.54)	.062 (1.57)	.312 (7.92)	.156 (3.96)	-	.245 (6.22)	-	.156 (3.96)	.040 (1.02)	-	4-40	4000
	-02	-	-											-	6-32	