

SHORTER, SEALED, MOMENTARY ACTION, COMMERCIAL GRADE, LED ILLUMINATED

The LP3S series of momentary action, LED illuminated pushbutton switches offer most of the same features as the LP3 series, but are about 5/8" shorter behind panel.

High contact pressure and extremely low contact bounce are the result of the OTTO snap-action mechanism. Extra long electrical life and precise trip point offer added value and precision operation.

On sealed models, a silicone boot protects the contact area against contamination. This boot provides long life and smooth operation over a wide temperature range. Sealed terminals protect the contact area from hostile environments and solder flux on both sealed and unsealed models.

Standard LED illumination color choices include red, green, amber, blue, deep green and white. This precision snap-action switch is designed for use in grips and other applications with limited space in off-highway, material handling, industrial controls, marine, medical and demanding commercial industries.

Features:

- Shorter version of OTTO's LP3 series
- Watertight to IP68S and IP69K, moistureproof & dust-tight to IP64, or unsealed
- LED lighted with the ability to accommodate 2, 12 & 24VDC power & includes reverse voltage protection
- Tall & dome style buttons permitting printed legends
- Logic level option
- Quick disconnect terminals
- 5/8" thread, press fit & dome case options
- RoHS compliant



LP3S-3
Front Mount



LP3S-F
Flush Dome

Standard Characteristics/Ratings:		
ELECTRICAL RATINGS:		
Load	Sea Level @ 28VDC	Cycles
Resistive	5A	25,000
Inductive	3A	25,000
Lamp	1A	25,000
Motor	3A	25,000
DVV	1000Vrms through switch contacts only	
Logic Level	10mA @ 5VDC	250,000
LIGHTING:		
Light Source Voltage (DC)	Actual Voltage Nominal (DC)	Voltage Max (DC)
2*	2	2.5
12	12	14
24	24	28.6
Mechanical Life:	250,000 cycles	
Seal:	Unsealed, IP64 or IP68S and IP69K	
Operating Temp Range:	-55°C to +85°C	
Operating Force:	2.5 +/- 0.5 lb. or 4.0 +/- 1.0 lb.	
Total Travel:	0.080 inches +/- 0.015	
Overtravel:	0.010 inches min	
MATERIALS:		
Case:	Anodized aluminum alloy	
Button:	Thermoplastic	
Center Cap:	Anodized aluminum alloy	
Mounting Hardware:	Hex nut, lockwasher and panel seal gasket (watertight only)	

LP3S PART NUMBER CODE

LP3S	-	X		X	X	X	X	X	-	XX
Type	Circuit Rating	Light Source Type*	Seal Level	Operating Force	Case Color	Translucent Button Color	Legend Style			
E. Exposed Flush Dome Button	1. SPST N.O./Std.	A. 2V Red LED	1. Unsealed	2. 2.5 +/- 0.5 lbs.	1. Silver	A. Amber	Refer to Legend Table for SAE legend codes in Appendix. Legends will be printed in white on amber, red, green and blue buttons and in black on white buttons.			
F. Flush Dome	3. SPDT 2 Circuit/Std.	B. 2V Green LED	2. Dusttight	4. 4.0 +/- 1.0 bs.	2. Black	R. Red				
R. Raised Dome	4. SPST N.O./Logic Level	C. 2V Amber LED	3. Watertight			W. White				
1. Press Fit Mount	6. SPDT 2 Circuit/Logic Level	G. 12V Red LED								
3. Front Mount		H. 12V Green LED								
6. Rear Mount		J. 12V Amber LED								
		K. 24V Red LED								
		L. 24V Green LED								
		M. 24V Amber LED								
		N. 2V Blue LED								
		Q. 12V Blue LED								
		R. 24V Blue LED								
		S. 2V Deep Green LED								
		U. 12V Deep Green LED								
		V. 24V Deep Green LED								
		W. 2V White LED								
		X. 12V White LED								
		Y. 24V White LED								

STOP HERE for illuminated switches without legends.

*2V LED's are intended for use with an external resistor. See LED voltage chart in appendix for details on the approximate value of the resistor. Green and Blue LEDs are recommended for use with Translucent Button color (W. White) only

For additional LED lighting options, contact factory.

Ihr offizieller Vertriebspartner

ALDERS
Indicate. Control. Connect.

ALDERS electronic GmbH
Arnoldstraße 19
47906 Kempen
+49 2152 8955-0
vertrieb@alders.de / www.alders.de

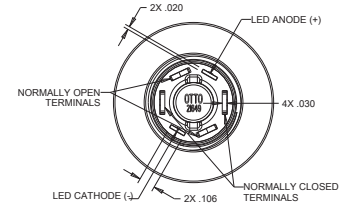
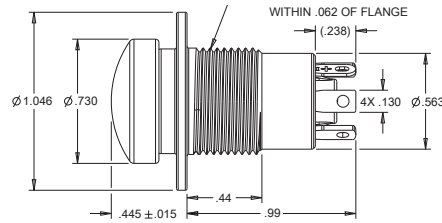
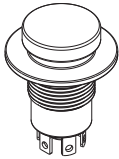
SHORTER ILLUMINATED PUSHBUTTONS

LP3S
ILLUMINATED
PUSHBUTTONS

SHORTER, SEALED, MOMENTARY ACTION, COMMERCIAL GRADE, LED ILLUMINATED

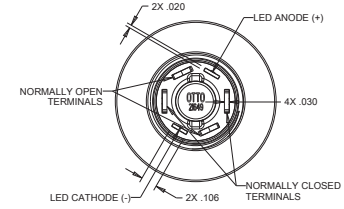
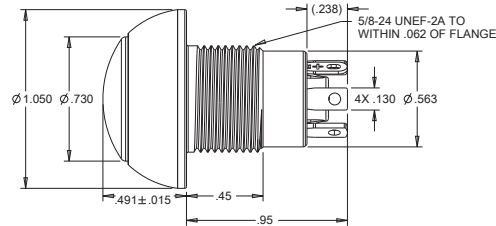
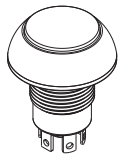
LP3S-EXXXXXX

Exposed Flush Dome Button



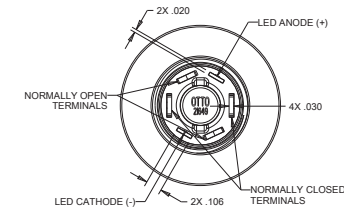
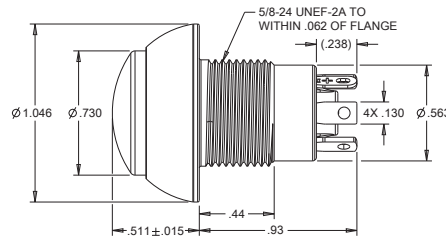
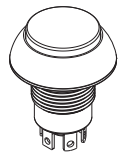
LP3S-FXXXXXX

Flush Dome Button



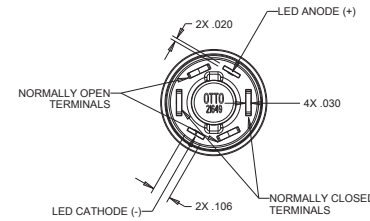
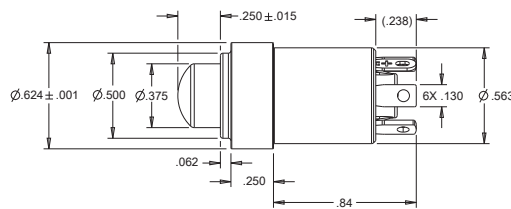
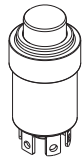
LP3S-RXXXXXX

Raised Dome Button



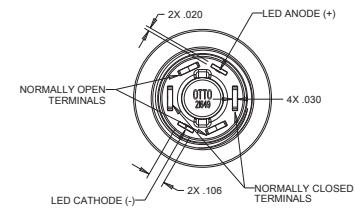
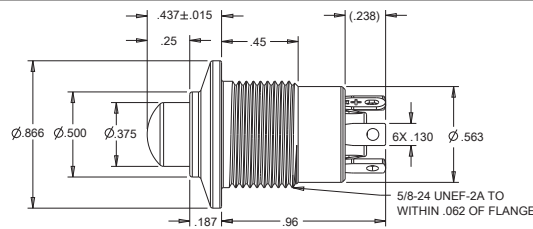
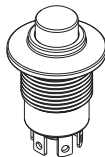
LP3S-1XXXXXX

Press Fit Mount



LP3S-3XXXXXX

Front Mount



LP3S-6XXXXXX

Rear Mount

