

ILLUMINATED & SEALED PUSHBUTTONS

LP3
ILLUMINATED
PUSHBUTTONS

MOMENTARY ACTION COMMERCIAL GRADE LED ILLUMINATED & SEALED

Raised Dome



Front Mount



The LP3 offers rugged, sealed construction with the added benefit of reliable LED illumination. This precision snap-action switch is designed for use in off-highway, material handling, industrial controls, marine, medical and demanding commercial applications. Choose from the standard mounting styles and electrical ratings, or contact us for custom configurations.

On sealed models, a silicone boot operating on our patented "rolling sleeve" principle protects the contact area against contamination at the button area. This boot provides long life and smooth operation over a wide temperature range. Sealed terminals protect the contact area from hostile environments and solder flux on both sealed and unsealed models.

High contact pressure and extremely low contact bounce are all the result of the OTTO snap-action mechanism. Extra long electrical life and precise trip point offer added value and precision operation.

Features:

- Watertight to IP68S or moistureproof & dusttight to IP64
- LED lighted with the ability to accommodate 2, 6, 12 & 24VDC power & includes reverse voltage protection
- Tall & dome style buttons permitting sublimated & pad printed legends
- Quick disconnect terminals
- 15/32" & 5/8" thread, press fit & dome case options
- RoHS compliant

Standard Characteristics/Ratings:

ELECTRICAL RATINGS:

Load	Sea Level @ 28VDC or 115VAC, 60/400Hz
Resistive	5A
Inductive	3A
Lamp	1A
Motor	3A
DWV	1000Vrms through switch contacts only
Logic Level	10mA @ 5VDC

Electrical Life: 25,000 cycles

LIGHTING (See LED Voltage Chart in Appendix for more details):

Light Source Voltage (DC)	Typ. Forward Voltage (DC)	Voltage Max (DC)
2*	1.9 to 3.3 (dep. on color)	2.5 to 4 (dep. on color)
6	6	8
12	12	14.5
24	24	28.6

Mechanical Life: 250,000 cycles @ ambient and +85°C
25,000 cycles @ -55°C

Seal: Unsealed, IP64 or IP68S

Operating Temp Range: -55°C to +85°C

Operating Force: 2.5 +/- .5 lbs. or 5.0 +/- 1.0 lb.

Total Travel: 0.080 inches max

Overtravel: 0.010 inches min

MATERIALS:

Case: Anodized aluminum alloy

Button: Thermoplastic

Terminals: Standard and logic level options available

Mounting Hardware: Hex nut and lockwasher (panel gasket for watertight switches)

LP3 PART NUMBER CODE

	LP3	-	X	X	X	X	X	X	-	XX
Case Style	Circuit Rating			Light Source Type w/ Rev. Pol Protection	Seal Level	Operating Force	Case Color	Button Color		Legend Style
E. Exposed Dome	1. SPST N.O./Std.			A. 2V Red LED*	1. Unsealed	2. 2.5 ± .5 lbs.	1. Silver	A. Amber, Translucent (use Amber LED)	Refer to Legend Table for SAE legend codes in Appendix. Legends will be printed in white on amber, red, green and blue buttons and in black on white buttons.	
F. Flush Dome	2. SPST N.C./Std.			B. 2V Green LED*	2. Dusttight	5. 5.0 ± 1 lbs.	2. Black	R. Red, Translucent (use Red LED)		
R. Raised Dome	3. SPDT 2 Circuit/Std.			C. 2V Amber LED*	3. Watertight			W. White, Translucent (use Red LED)		
1. Press Fit Mount	4. SPST N.O./Logic Level			D. 6V Red LED				G. Green, Translucent (use Green LED)		
3. 5/8" Thread Front Mount	5. SPST N.C./Logic Level			E. 6V Green LED				B. Blue, Translucent (use Blue LED)		
4. 15/32" Thread Rear Mount	6. SPDT 2 Circuit/Logic Level			F. 6V Amber LED						
6. 5/8" Thread Rear Mount				G. 12V Red LED						
				H. 12V Green LED						
				J. 12V Amber LED						
				K. 24V Red LED						
				L. 24V Green LED						
				M. 24V Amber LED						
				N. 2V Blue LED*						
				P. 6V Blue LED						
				Q. 12V Blue LED						
				R. 24V Blue LED						
				S. 2V Deep Green LED*						
				T. 6V Deep Green LED						
				U. 12V Deep Green LED						
				V. 24V Deep Green LED						

STOP HERE for illuminated switches without legends.

* 2V LED's are intended for use with an external resistor. See LED voltage chart in appendix for details on the approximate value of the resistor.

For super bright LEDs, contact factory.

Votre distributeur officiel

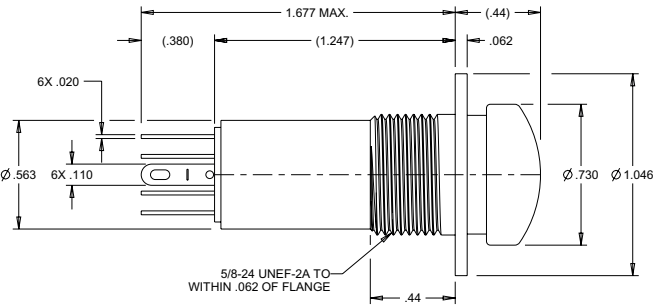
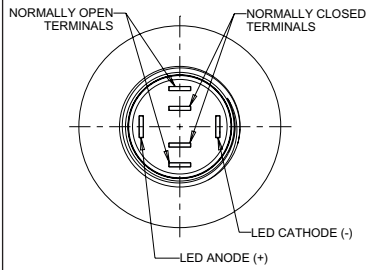
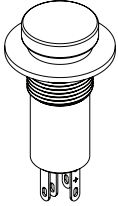
ALDERS
Indicate. Control. Connect.

ALDERS electronic GmbH
Arnoldstraße 19
47906 Kempen - Allemagne

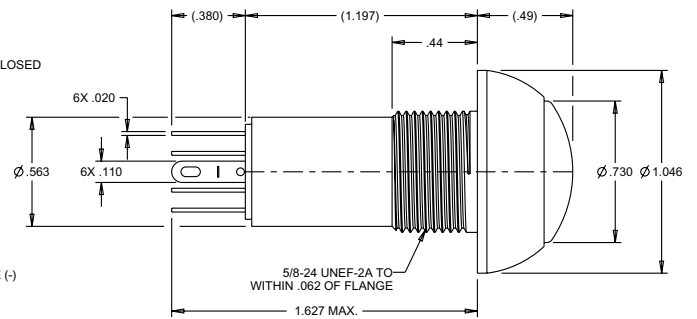
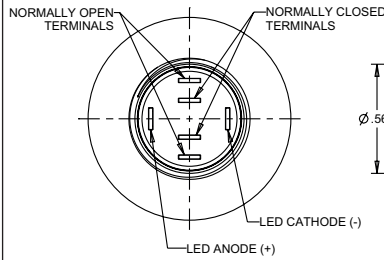
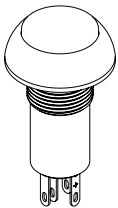
+33 3 88064677
+33 6 33389393
catherine.sturm@alders.fr / www.alders.fr

MOMENTARY ACTION COMMERCIAL GRADE LED ILLUMINATED & SEALED

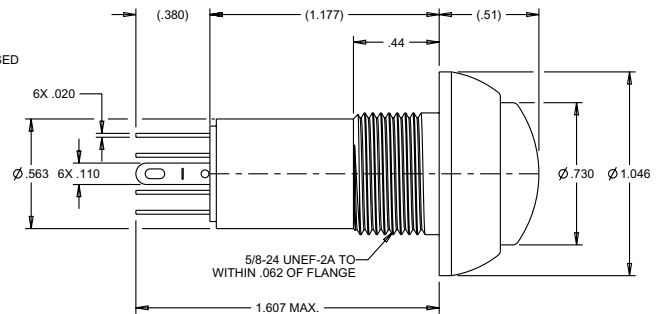
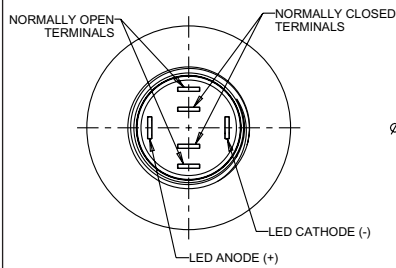
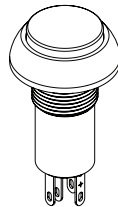
LP3-EXXXXXX
Momentary, Exposed Dome Button



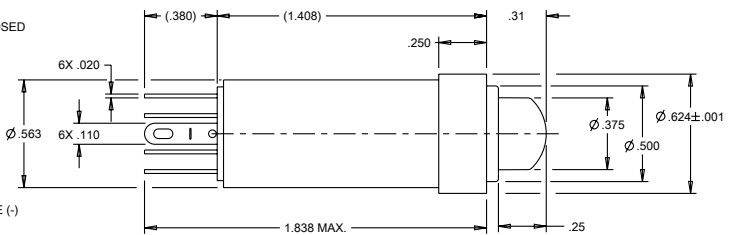
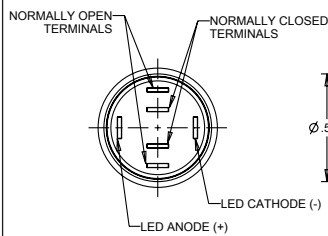
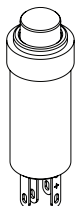
LP3-FXXXXXX
Momentary, Flush Dome Button



LP3-RXXXXXX
Momentary, Raised Dome Button



LP3-1XXXXXX
Momentary, Press Fit Mount



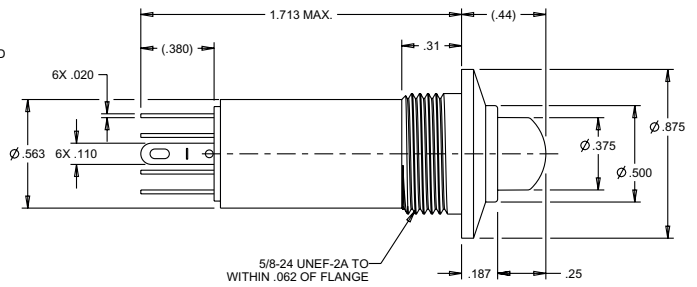
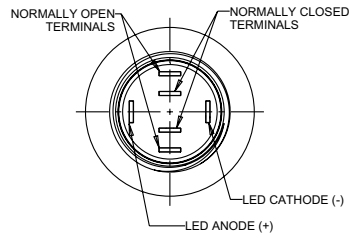
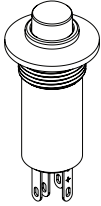
ILLUMINATED & SEALED PUSHBUTTONS

LP3
ILLUMINATED
PUSHBUTTONS

MOMENTARY ACTION COMMERCIAL GRADE LED ILLUMINATED & SEALED

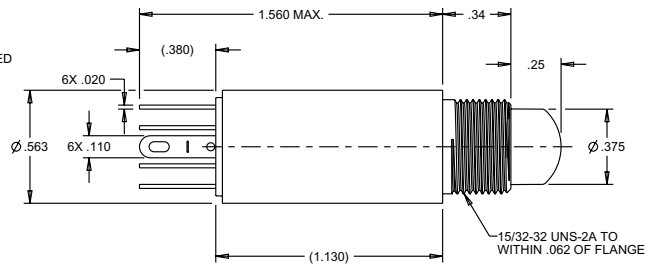
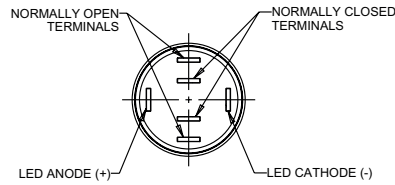
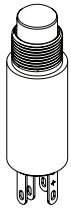
LP3-3XXXXXX

Momentary, 5/8" Threaded Front Mount



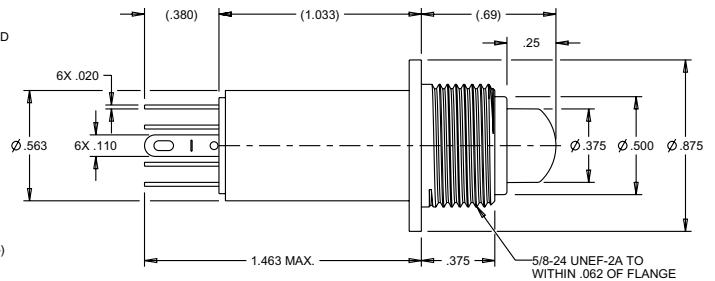
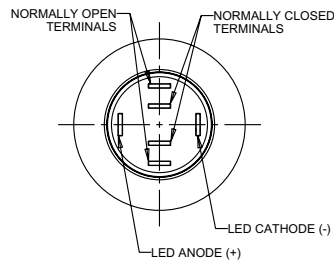
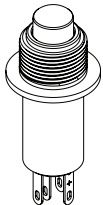
LP3-4XXXXXX

Momentary, 15/32" Threaded Rear Mount



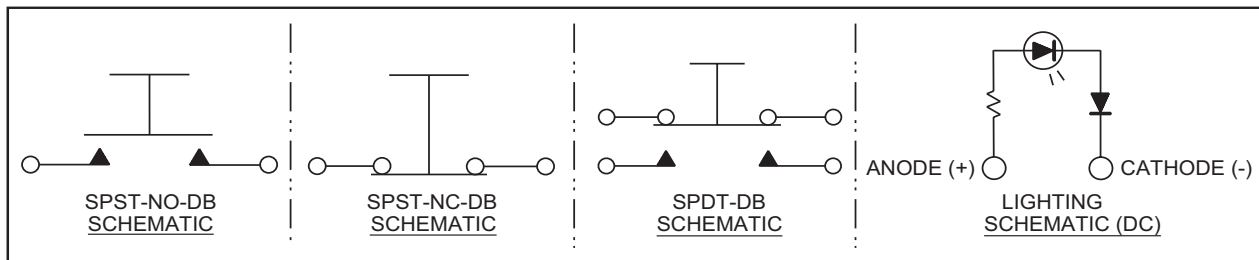
LP3-6XXXXXX

Momentary, 5/8" Threaded Rear Mount



NOTE:

For indicator light only,
see LPL indicator light.



PUSHBUTTON SWITCHES