

# ILLUMINATED VANDAL RESISTANT PUSHBUTTONS

**LP5-V**  
ILLUMINATED  
VANDAL RESISTANT  
PUSHBUTTONS

ALTERNATE ACTION, RING OR FULLY ILLUMINATED, METAL CASE & BUTTON, OPTIONAL LEGENDS



The LP5-V series is an alternate action pushbutton switch that has been designed to provide attractive, lighted position indication for applications in harsh environments, where security and reliability are paramount.

This high reliability switch offers the durability and ruggedness our customers have come to expect with the added benefit of ring-lit or full illumination with optional legends.

The series features both aluminum and stainless steel cases watertight to IP68S and is UL1500 ignition protected. Momentary action is available in the LP3-V series.

The LP5-V offers positive tactile feedback and a variety of LED colors available in both flat and domed actuator bezel shapes. The switch is ideal for marine, off-highway and industrial control applications that require an illuminated switch.

## Features:

- Security (aluminum) or vandal resistant (stainless steel) case & button
- Ring or full illumination with optional legends
- Dusttight to IP64 or watertight to IP68S
- Variety of button options and LED colors
- Choose from 73 standard legends per SAE or create your own
- Drop in replacement to the P5-V series
- UL recognized
- RoHS compliant

| Standard Characteristics/Ratings: |   |                         |
|-----------------------------------|---|-------------------------|
| <b>ELECTRICAL RATINGS:</b>        |   |                         |
| <b>Load</b>                       | Sea Level @ 28VDC or 115VAC, 60/400Hz   |                         |
| Resistive                         | 5A  |                         |
| Inductive                         | 3A  |                         |
| Lamp                              | 1A  |                         |
| Motor                             | 3A  |                         |
| DVV                               | 1000Vrms through switch contacts only   |                         |
| Logic Level                       | 10mA @ 5VDC   |                         |
| <b>Electrical Life:</b>           | 25,000 cycles; 200,000 cycles logic level                                     |                         |
| <b>LIGHTING:</b>                  |   |                         |
| <b>Light Source Voltage (DC)</b>  | <b>Typ. Forward Voltage (DC)</b>  | <b>Voltage Max (DC)</b> |
| 2**                               | 2   | 2.5                     |
| 6                                 | 6   | 8                       |
| 12                                | 12  | 14                      |
| 24                                | 24  | 28.6                    |
| <b>Mechanical Life:</b>           | 200,000 cycles  |                         |
| <b>Seal:</b>                      | IP64 or IP68S   |                         |
| <b>Operating Temp Range:</b>      | -55°C to +85°C  |                         |
| <b>Operating Force:</b>           | 3.5 lbs. +1.5/-1.0 lbs.   |                         |
| <b>Total Travel:</b>              | 0.180 inches max  |                         |
| <b>Overtravel:</b>                | 0.012 inches min  |                         |
| <b>MATERIALS:</b>                 |   |                         |
| <b>Case:</b>                      | Stainless steel (316) or anodized aluminum alloy                              |                         |
| <b>Button:</b>                    | Ring lit, clear thermoplastic<br>Fully illuminated, translucent thermoplastic |                         |
| <b>Center Cap:</b>                | Stainless steel (316) or anodized aluminum alloy                              |                         |
| <b>Terminals:</b>                 | Standard and logic level options available                                    |                         |
| <b>Mounting Hardware:</b>         | Hex or knurl nut, lockwasher and panel seal gasket when applicable            |                         |

## LP5-V PART NUMBER CODE

| Type         | Case Style                          | Circuit Rating      | Light Source Type**<br>w/ Rev. Pol Protection | Seal Level    | Case/Center<br>Cap Color                            | Button Profile                   | Legend <sup>①</sup><br>Color | Legend <sup>①</sup>  |
|--------------|-------------------------------------|---------------------|---|---------------|---|----------------------------------|------------------------------|--|
| A. Aluminum  | 1. 5/8-24 & Hex Nut                 | 0. Indicator Light  | A. 2V Red LED                                 | 2. Dusttight  | 1. Silver/Silver <sup>①</sup><br>(Ring Lit)         | 1. High Profile<br>Flat Button   | 1. Silver                    | SAE Legend,<br>Two Digit<br>Code: please<br>refer to<br>Appendix |
| V. Stainless | 2. 5/8-24 & Knurl Nut*              | 1. SPST/Std.        | B. 2V Green LED <sup>④</sup>                  | 3. Watertight | 2. Black/Black <sup>①②</sup><br>(Ring Lit)          | 2. High Profile<br>Curved Button | 2. Black                     |  |
|              | 3. 5/8-24 W/D-<br>Flat & Hex Nut    | 2. SPDT/Std.        | C. 2V Amber LED                               |               | 3. Silver/White <sup>③</sup><br>(Fully Illuminated) | 3. Low Profile<br>Flat Button    |                              |  |
|              | 4. 5/8-24 W/D-<br>Flat & Knurl Nut* | 3. SPST/Logic Level | D. 6V Red LED                                 |               | 4. Black/White <sup>②③</sup><br>(Fully Illuminated) | 4. Low Profile<br>Curved Button  |                              |  |
|              | 5. 3/4-20 & Hex Nut                 | 4. SPDT/Logic Level | E. 6V Green LED <sup>④</sup>                  |               |   | 5. Flush Profile<br>Flat Button  |                              |  |
|              | 6. 3/4-20 & Knurl Nut*              |                     | F. 6V Amber LED                               |               |   |                                  |                              |  |
|              | 7. 3/4-20 W/D-<br>Flat & Hex Nut    |                     | G. 12V Red LED                                |               |   |                                  |                              |  |
|              | 8. 3/4-20 W/D-<br>Flat & Knurl Nut* |                     | H. 12V Green LED <sup>④</sup>                 |               |   |                                  |                              |  |
|              |                                     |                     | I. 24V Red LED                                |               |   |                                  |                              |  |
|              |                                     |                     | J. 12V Amber LED                              |               |   |                                  |                              |  |
|              |                                     |                     | K. 24V Red LED                                |               |   |                                  |                              |  |
|              |                                     |                     | L. 24V Green LED <sup>④</sup>                 |               |   |                                  |                              |  |
|              |                                     |                     | M. 24V Amber LED                              |               |   |                                  |                              |  |
|              |                                     |                     | N. 2V Blue LED                                |               |   |                                  |                              |  |
|              |                                     |                     | O. 6V Blue LED                                |               |   |                                  |                              |  |
|              |                                     |                     | P. 6V Blue LED                                |               |   |                                  |                              |  |
|              |                                     |                     | Q. 12V Blue LED                               |               |   |                                  |                              |  |
|              |                                     |                     | R. 24V Blue LED                               |               |   |                                  |                              |  |
|              |                                     |                     | S. 2V Deep Green                              |               |   |                                  |                              |  |
|              |                                     |                     | T. 6V Deep Green                              |               |   |                                  |                              |  |
|              |                                     |                     | U. 12V Deep Green                             |               |   |                                  |                              |  |
|              |                                     |                     | V. 24V Deep Green                             |               |   |                                  |                              |  |

**STOP HERE**  
for lighted switches without legends

\* Contact factory for Knurl Nut option  
 \*\* 2V LED's are intended for use with an external resistor. See LED voltage chart in appendix for details on the approximate value of the resistor. For additional LED lighting options, contact factory.  
 ① Legends only available in fully illuminated center cap option.  
 ② Black is only available on LP5-A styles.  
 ③ Only available in case styles 1, 2, 3, and 4.  
 ④ Not available in fully illuminated center cap option.

Votre distributeur officiel

**ALDERS**  
Indicate. Control. Connect.

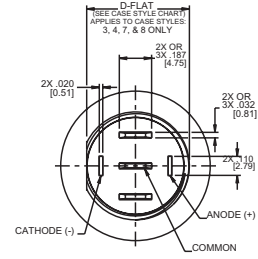
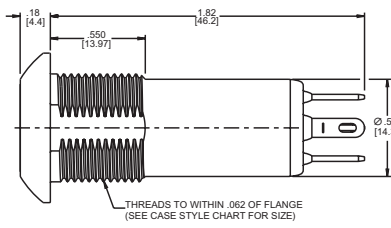
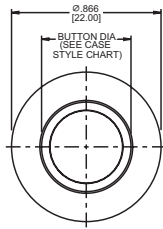
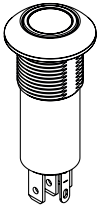
ALDERS electronic GmbH  
Arnoldstraße 19  
47906 Kempen - Allemagne

+33 3 88064677  
+33 6 33389393  
catherine.sturm@alders.fr / www.alders.fr

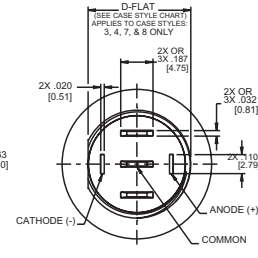
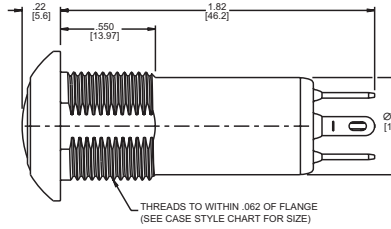
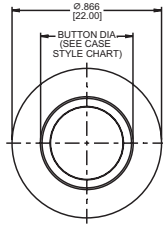
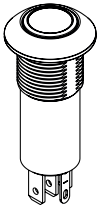
PUSHBUTTON SWITCHES

ALTERNATE ACTION, RING OR FULLY ILLUMINATED, METAL CASE & BUTTON, OPTIONAL LEGENDS

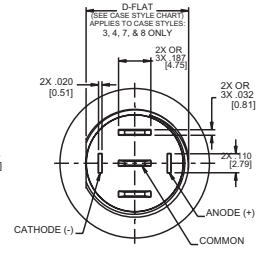
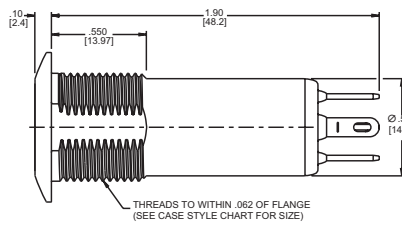
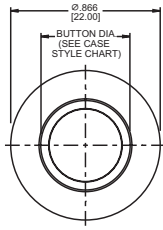
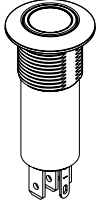
High Profile Flat Button  
Button Profile Style 1



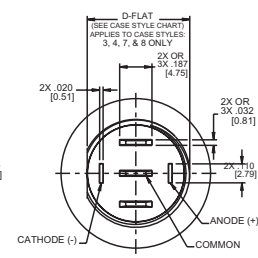
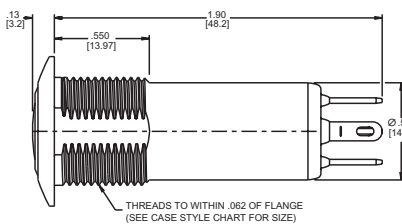
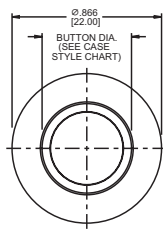
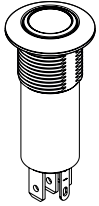
High Profile Curved Button  
Button Profile Style 2



Low Profile Flat Button  
Button Profile Style 3



Low Profile Curved Button  
Button Profile Style 4



Flush Profile Flat Button  
Button Profile Style 5

